


3 card Reading – Simple Past, Present, Future and a Holographic Variation

For collage cards or any deck/oracle




Relax, Center in your Heart Space and take 3 long, slow, deep breaths. Ask silently that the perfect information and insights in the NOW will come through the colors, symbols and imagery of the cards you are about to draw when seen from the Rich Depths of your own Wisdom Well, the Heights of your Spirit-filled Flight and through the eyes of your Heart

Ask a question. A specific question or something as open and simple as
What Does the Universe Want Me to Know?



Write your question on a piece of paper or in your journal

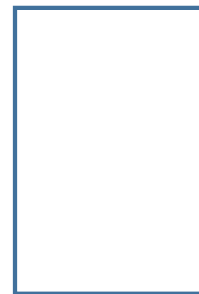
Randomly Select 3 cards



1



2



3



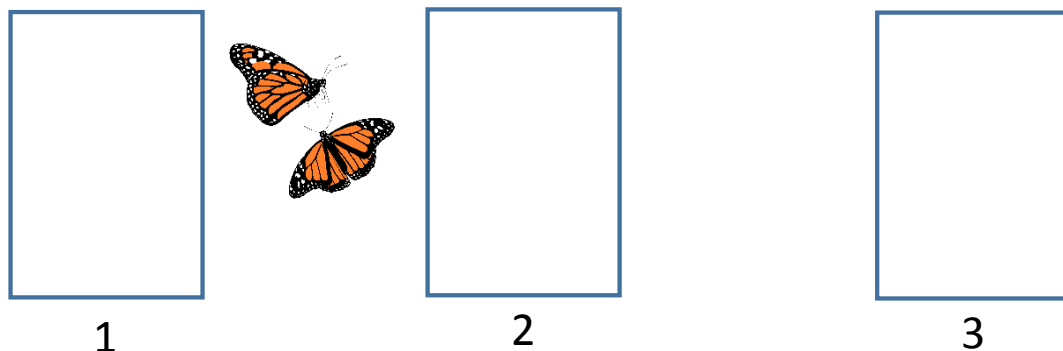
Card 1: Influences from the past that lead up to and or effect the nature of my inquiry

Card 2: The Present

Card 3: The immediate (or long term) Future related to my question and the cards
In positions 1 and 2 .

Journal about what you see and feel in and through your cards and how they relate to
Your question in linear time.

After you've completed the traditional steps, look at the 3 cards in a different way – in the NOW and as present aspects of your self and your Timeless journey



Consider **Card 2** as your **HEART** speaking – what is your Heart's desire? What is your Heart saying to you through the card in this position? (Heart Star connecting Heaven to Earth, Earth to Heaven in our Lives, Magic)

Optional Inquiry: How do Heart, Solar Plexus and Throat chakras connect?

Consider **Card 1** as your far-sighted **VISION** speaking. What is this card saying to you about your Vision? – (Heaven, Crown and 3rd Eye chakras), Soul-Star, Limitless Possibility)

Consider **Card 3** as your **3D Reality** Place – the place where desires of your Heart and Vision become Manifest through you, practical everyday life and the body temple you create (Earth, Earth Star, Root and Sacral Chakras)

Journal about what you find through this Timeless Time and in the NOW speaking of the 3 cards that you have chosen. What Magic are you Weaving? Is anything Blocking? How does the imagery make you Feel? What are the colors and Symbols?

How does this lens (way of viewing) connect with your original question? Does considering the same cards in a bit of a different way open new doors of perception for you?

If you try the Reading, I'd LOVE to hear ☺

© Sarah Gallant

<http://www.loominosity.net>
sarahsnowowl@gmail.com



Additional Exploration: Underlying/Root Energy of the Reading

Here's another step to try if you are using numbered cards.

If using a regular Tarot deck, add up the numerical value of numbered cards and reduce to the first lowest number between 1 and 22. You would arrive at one of the major arcana cards (22 the Fool) that could give you additional insights to the underlying energy or root of your reading. The 4 Court Cards can be considered as 0 or as 11, 12, 13, and 14 – you choose

If using a numbered Oracle Deck, also add the numeric value of all 3 cards. Then reduce that total to the first number you arrive at that is within the numbered oracle range. For example, if you have a 40 card oracle, you'd reduce to a number between 1 and 40. That number is your underlying energy

Examples of Tarot:

Card draws:

5 of Pentacles/Earth

6 of Cups/Water

10 of Cups/Water

$5+6+10 = 21$

Underlying Energy – The World, Universe, World Dancer – the 21st Major Arcana Key

If the 6 of Cups were an 8 of Cups, the total would be 23 – this then would reduce to 5

Example of Oracle: I'm using the 44 card Sacred Rebels deck by Alana Fairchild

26 – Relax the Hold of Darkness and Be at Cause

7 – Legacy of Light

36 – Listening for Truth

$26+7+36=69$ $6+9 = 15$

15 -Big Bold Vision – your underlying/root energy